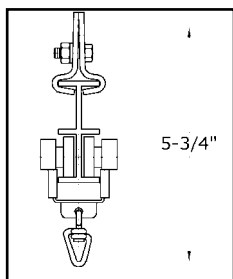
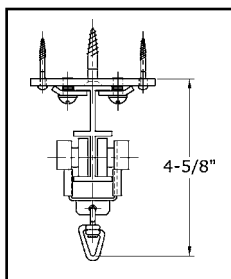


Model 140 Assembly



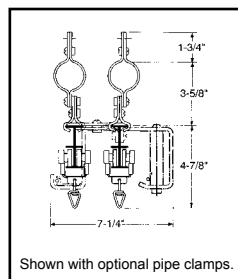
Cross Section
of 142 Suspended

Min. pocket width: 3 in.



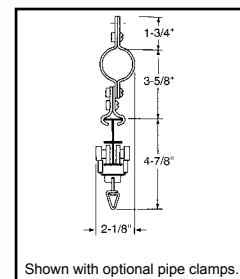
Cross Section
of 142 Ceiling Mount

Min. pocket width: 4 in.



Cross Section of 140 Track
at Center Overlap
Pipe Mounted

Min. pocket width: 8 in.



Cross Section
of 142 Track
Pipe Mounted

Min. pocket width: 3 in.

RIG-I-FLEX® MODEL 140 [240]

RIG-I-FLEX is a versatile I-beam track which has been engineered for both curved (Model 140 (240)) and straight (Model 141 (241)) cord operated systems as well as for "walk-along" (Model 142 (242)) systems. It was designed for medium weight curtains on stages and TV studios and for enclosing areas in industrial plants. **Overall track length for cord operated systems should not exceed 60' for biparts or 40' for one-way draws.**

Model 140(240) utilizes spindles and idler brackets (NOT INCLUDED IN CWANA PRICING) for guiding the operating cord along the curved areas. The track can be curved on-the-job or at the factory (optional).

Manually operated cord-drawn curved tracks require more effort than straight tracks. Therefore, motorized systems should be used, especially where sharp curves are involved.

NOTE: track can be curved to a 2' minimum radius for curves up to 90 degrees. For systems with curves greater than 90 degrees or systems with multiple curves, please contact the factory.

Track must be solidly anchored to an overhead structure with ceiling clamps. Pipe backbones are recommended for suspended systems.

This track cannot be used for cord operated reverse curved or serpentine layouts.

MODEL 140-R [240-R]

Model 140-R(240-R) is identical to Model 140(240) except that No. 4237(BL) Single Carriers and No. 1438(BL) Master Carriers are used instead of No. 4201(BL) and No. 1402(BL).

MODELS 141 AND 141-R [241 AND 241-R]

Model 141 is identical to Model 140(240) except that it is ENTIRELY STRAIGHT IN LAYOUT and No. 1403-B(BL) Live-End Pulley is used instead of No. 1403. Model 141-R(241-R) is identical to Model 141(241) except that No. 4237(BL) Single Carriers and No. 1438(BL) Master Carriers are used.

MODELS 142 AND 142-R [242 AND 242-R]

Model 142(242) is recommended for stage and TV studio cyclorama installations where it is necessary that the operator walk the curtain to its opened and closed positions. The track is curved on-the-job and can be bent to a minimum radius of 2' (layout dependent). No cord or pulleys are supplied with "walk-along" tracks. Model 4252(BL) Master Carriers are used with the systems.

Model 142-R(242-R) is identical to Model 142(242) except that No. 4237(BL) Single Carriers and No. 4253(BL) Master Carriers are used.

A scaled drawing or template must accompany each inquiry or order for model 140(240) RIG-I-FLEX® curved tracks. Drawings are required so that the correct number of spindles and idler brackets can be quoted or supplied. When ordering, advise whether the track is to be ceiling mounted or suspended.